

24 Heures Vélo Mans-24H-Race











4H PRESTIGE


24 Heures Vélo Mans

Update :13:11



Pos	#	Team	Cla	PCI	Laps	Km	Time	Gap	LastLap	BestLap	Now	Stop	Lap	D
1	506	PAYNAME	4H	1	240	1004,40 Km	24'02'11.819		7'00.102	5'21.033	.	14	Tour	
2	509	TEAM KYRIAD MULSANNE	4H	2	239	1000,22 Km	24'02'26.463	239 Laps	5'46.598	5'22.759	.	11	Tour	
3	421	PLANÈTE VÉLO AVRANCHES	4H	3	239	1000,22 Km	24'02'26.914	0.451	5'47.526	5'22.251	.	11	Tour	
4	478	EQUIPE EXPLOIT- ASSOS	4H	4	239	1000,22 Km	24'02'28.837	2.374	5'50.002	5'26.120	.	16	Tour	
5	508	VÉLO CLUB LOUDEAC 38	4H	5	237	991,85 Km	24'02'33.986	237 Laps	5'54.655	5'28.389	.	11	Tour	
6	545	DISTINXION 1	4H	6	236	987,66 Km	24'02'29.355	236 Laps	5'50.521	5'33.047	.	12	Tour	
7	491	TEAM CRC VANVES 1	4H	7	236	987,66 Km	24'08'24.052	5'54.697	6'40.274	5'26.798	.	11	Tour	
8	433	ANET VC 1	4H	8	233	975,11 Km	24'02'34.523	233 Laps	5'54.138	5'27.859	.	11	Tour	
9	517	LES VIKINGS	4H	9	233	975,11 Km	24'02'53.569	19.046	6'14.632	5'31.867	.	11	Tour	
10	446	VÉLO CLUB PONTOIS	4H	10	233	975,11 Km	24'08'28.662	5'54.139	6'44.512	5'37.065	.	14	Tour	
11	504	DLE OUEST	4H	11	232	970,92 Km	24'06'18.327	232 Laps	6'09.276	5'29.139	.	15	Tour	
12	410	EVOLUTRANS 4	4H	12	231	966,74 Km	24'02'36.313	231 Laps	5'56.694	5'36.480	.	11	Tour	
13	528	UNEBIO	4H	13	231	966,74 Km	24'02'36.323	0.010	5'56.956	5'33.615	.	11	Tour	
14	496	TEAM CYCLISTE CHOLETAIS	4H	14	231	966,74 Km	24'06'19.049	3'42.736	6'09.399	5'28.286	.	17	Tour	
15	477	ÉQUIPE EXPLOIT- GOOMAH BIKE	4H	15	230	962,55 Km	24'02'33.696	230 Laps	5'55.151	5'28.042	.	23	Tour	
16	435	TEAM SPONDYLARTHRISES	4H	16	230	962,55 Km	24'05'31.138	2'57.442	6'09.750	5'35.467	.	11	Tour	
17	501	YANACONDAS	4H	17	229	958,37 Km	24'02'40.955	229 Laps	6'00.384	5'28.228	.	13	Tour	

18	447	FUN BIKE BELGIUM	4H	18	229	958,37 Km	24'05'28.761	2'47.806	6'07.828	5'29.737	.	14	Tour	
19	422	YAM CYCLING	4H	19	229	958,37 Km	24'06'19.443	3'38.488	6'08.716	5'37.079	.	11	Tour	
20	465	MAMERS FAMILY TEAM	4H	20	228	954,18 Km	24'02'32.105	228 Laps	5'52.546	5'30.316	.	11	Tour	
21	453	PARIS CYCLISTE OLYMPIQUE	4H	21	228	954,18 Km	24'02'40.396	8.291	6'06.152	5'29.262	.	17	Tour	
22	512	ECC PONTVALLAIN 1	4H	22	228	954,18 Km	24'05'37.713	3'05.608	6'16.098	5'29.986	.	13	Tour	
23	442	LES PICARDS- BRETONS	4H	23	227	950,00 Km	24'05'35.781	227 Laps	6'45.763	5'30.049	.	23	Tour	
24	530	LES INTREPIDES	4H	24	226	945,81 Km	24'04'52.760	226 Laps	6'31.081	5'39.374	.	15	Tour	
25	482	TEAM LAURETTE FUGAIN-BONNEUIL	4H	25	225	941,63 Km	24'02'32.208	225 Laps	5'53.208	5'30.007	.	10	Tour	
26	490	GROUPE BPCE SPORTS	4H	26	225	941,63 Km	24'07'24.228	4'52.020	6'35.598	5'38.050	.	19	Tour	
27	539	TEAM TIRE BOUCHON	4H	27	224	937,44 Km	24'05'33.495	224 Laps	6'09.419	5'38.527	.	11	Tour	
28	527	ECO CYCLO	4H	28	224	937,44 Km	24'06'23.020	49.525	6'11.342	5'41.668	.	16	Tour	
29	458	RACING ONE	4H	29	223	933,26 Km	24'02'40.314	223 Laps	6'02.513	5'36.707	.	14	Tour	
30	475	CHIRO-POWERED	4H	30	223	933,26 Km	24'04'07.246	1'26.932	7'24.710	5'28.457	.	11	Tour	
31	511	TEAM DECO-BIKE	4H	31	223	933,26 Km	24'06'25.874	3'45.560	6'57.932	5'39.270	.	15	Tour	
32	542	TEAM SHIMANO 1	4H	32	221	924,89 Km	24'05'31.609	221 Laps	6'10.511	5'20.417	.	16	Tour	
33	408	CONTINENTAL SARREGUEMINES 1	4H	33	220	920,70 Km	24'03'30.314	220 Laps	6'48.150	5'32.301	.	16	Tour	
34	518	TEAM ROC ECLERC - FAPE	4H	34	220	920,70 Km	24'04'16.758	46.444	7'00.910	5'39.581	.	15	Tour	
35	431	LES PIEDS NI' CLAYES	4H	35	220	920,70 Km	24'05'12.487	1'42.173	7'48.676	5'29.531	.	16	Tour	
36	438	BARJOSTEAM	4H	36	220	920,70 Km	24'05'31.630	2'01.316	6'09.685	5'39.358	.	20	Tour	
37	457	VELOFOLIES	4H	37	220	920,70 Km	24'06'19.215	2'48.901	6'09.999	5'46.074	.	11	Tour	
38	430	LES PORTE-CLAYES	4H	38	220	920,70 Km	24'09'00.239	5'29.925	7'28.287	5'38.443	.	14	Tour	

39	404	GRATELOUP VC	4H	39	219	916,52 Km	24'04'55.550	219 Laps	6'34.544	5'31.785	.	11	Tour	
40	426	OISSEL1	4H	40	218	912,33 Km	24'03'31.807	218 Laps	8'01.336	5'41.856	.	23	Tour	
41	543	TEAM SHIMANO 2	4H	41	217	908,15 Km	24'04'58.549	217 Laps	6'36.364	5'32.137	.	14	Tour	
42	471	BLÉRO TEAM	4H	42	216	903,96 Km	24'02'35.186	216 Laps	5'55.695	5'43.634	.	19	Tour	
43	452	UNION SPORTIVE NOGENTAISE	4H	43	216	903,96 Km	24'05'32.792	2'57.606	6'11.012	5'39.663	.	11	Tour	
44	461	TEAM RICOUART 1	4H	44	215	899,78 Km	24'02'36.075	215 Laps	6'06.029	5'34.783	.	16	Tour	
45	492	MALIA	4H	45	215	899,78 Km	24'04'57.515	2'21.440	6'36.385	5'46.781	.	15	Tour	
46	409	SMC	4H	46	214	895,59 Km	24'02'32.501	214 Laps	5'53.418	5'38.465	.	15	Tour	
47	485	TNT RACING TEAM	4H	47	214	895,59 Km	24'05'10.418	2'37.917	7'11.413	5'48.700	.	19	Tour	
48	419	TEAM NEW SPORTS 2	4H	48	213	891,41 Km	24'04'14.401	213 Laps	7'30.832	5'59.473	.	15	Tour	
49	456	TEAM 78	4H	49	213	891,41 Km	24'05'35.667	1'21.266	6'11.240	5'38.919	.	23	Tour	
50	460	LES DESPAYRADOS	4H	50	213	891,41 Km	24'06'24.344	2'09.943	6'13.970	5'41.007	.	16	Tour	
51	432	TEAM CASSIUS CLAYES	4H	51	212	887,22 Km	24'03'16.352	212 Laps	6'34.850	5'51.309	.	19	Tour	
52	467	CVH 53 EQUIPE 2	4H	52	212	887,22 Km	24'05'33.226	2'16.874	6'09.978	5'45.796	.	19	Tour	
53	487	LES WARRIORS DU VSJ	4H	53	211	883,04 Km	24'04'19.735	211 Laps	7'03.494	5'50.134	.	20	Tour	
54	534	CAEN VELO CLUB	4H	54	211	883,04 Km	24'05'37.135	1'17.400	6'14.817	5'39.094	.	16	Tour	
55	526	DIGESTSCIENCE TEAM	4H	55	211	883,04 Km	24'06'50.150	2'30.415	8'34.913	5'33.770	.	15	Tour	
56	546	LES AMIS	4H	56	210	878,85 Km	24'02'22.800	210 Laps	6'53.073	5'46.944	.	15	Tour	
57	493	MALIA 2	4H	57	210	878,85 Km	24'03'16.481	53.681	6'57.684	5'41.896	.	15	Tour	
58	472	LES 4 FANTASTIKS	4H	58	210	878,85 Km	24'05'21.234	2'58.434	7'58.955	5'45.495	.	11	Tour	
59	451	LES CYCLO-PES	4H	59	210	878,85 Km	24'05'34.343	3'11.543	6'44.574	5'48.824	.	19	Tour	

60	445	TEAM DE LUX	4H	60	209	874,67 Km	24'02'40.665	209 Laps	8'43.577	5'44.664	.	16	Tour	
61	514	TEAM VIRBAC CYCLOSPORT 2	4H	61	209	874,67 Km	24'04'42.792	2'02.127	7'47.726	5'38.381	.	15	Tour	
62	476	CYCLO CLUB VIMOUTIERS	4H	62	209	874,67 Km	24'06'22.090	3'41.425	6'56.711	5'49.986	.	24	Tour	
63	520	DE DIETRICH	4H	63	209	874,67 Km	24'07'03.343	4'22.678	9'17.448	5'44.938	.	24	Tour	
64	436	INGLOURIOUS RACERS	4H	64	209	874,67 Km	24'08'14.871	5'34.206	7'57.011	6'00.241	.	11	Tour	
65	403	TEAM VÉRANDA BEAUQUESNES	4H	65	208	870,48 Km	24'02'19.222	208 Laps	7'40.096	5'42.642	.	23	Tour	
66	418	TEAM NEW SPORTS 1	4H	66	206	862,11 Km	24'02'27.617	206 Laps	7'16.108	6'00.566	.	12	Tour	
67	522	JE DOUBLE : JE M'ÉCARTE	4H	67	206	862,11 Km	24'07'11.987	4'44.370	7'03.556	5'58.439	.	20	Tour	
68	483	VERSION 3.0	4H	68	206	862,11 Km	24'08'34.224	6'06.607	7'43.568	5'51.822	.	20	Tour	
69	544	LES BELMONTAIS	4H	69	205	857,93 Km	24'04'55.965	205 Laps	6'34.421	5'34.538	.	24	Tour	
70	444	TEAM NOZ	4H	70	205	857,93 Km	24'06'31.188	1'35.223	7'05.706	5'44.726	.	15	Tour	
71	428	"LES CLAYES ""MANS"" TEAM"	4H	71	205	857,93 Km	24'07'39.737	2'43.772	7'27.812	5'58.340	.	15	Tour	
72	434	ANET VC 2	4H	72	204	853,74 Km	24'02'26.976	204 Laps	7'32.071	5'46.177	.	15	Tour	
73	531	DOUBS THE BEST 1	4H	73	203	849,56 Km	24'06'32.016	203 Laps	7'09.554	6'01.398	.	15	Tour	
74	420	TEAM NEW SPORTS 3	4H	74	203	849,56 Km	24'08'28.456	1'56.440	8'55.571	6'05.061	.	15	Tour	
75	459	LES INCONNUS	4H	75	202	845,37 Km	24'03'22.849	202 Laps	9'23.259	5'43.923	.	23	Tour	
76	486	LES 4ASTROPHES	4H	76	202	845,37 Km	24'04'49.947	1'27.098	7'53.661	5'46.111	.	23	Tour	
77	525	TEAM SPORT AZUR	4H	77	202	845,37 Km	24'05'32.896	2'10.047	6'10.805	6'01.522	.	24	Tour	
78	412	TEAMHATTRICK	4H	78	202	845,37 Km	24'06'25.957	3'03.108	7'02.399	5'50.107	.	11	Tour	
79	449	LES CYCLO-NES	4H	79	201	841,19 Km	24'05'39.885	201 Laps	6'16.844	5'49.010	.	22	Tour	
80	462	CC LAON	4H	80	201	841,19 Km	24'09'56.193	4'16.308	7'48.696	5'32.508	.	14	Tour	
81	424	RENAULT	4H	81	200	837,00 Km	24'02'22.758	200 Laps	6'53.630	5'47.149	.	15	Tour	

82	466	CVH 53 EQUIPE 1	4H	82	200	837,00 Km	24'03'31.390	1'08.632	6'49.062	6'04.300	.	19	Tour	
83	521	LES FREE RIDERS	4H	83	200	837,00 Km	24'05'18.214	2'55.456	7'20.823	6'11.303	.	15	Tour	
84	533	TEAM CLIMEX 24H	4H	84	199	832,82 Km	24'02'56.567	199 Laps	7'22.146	6'07.786	.	21	Tour	
85	503	ENSOA	4H	85	198	828,63 Km	24'02'18.146	198 Laps	7'28.846	6'23.479	.	21	Tour	
86	502	DGPN/FSPN	4H	86	198	828,63 Km	24'06'03.789	3'45.643	11'14.282	5'45.987	.	08	Tour	
87	415	TEAM CHEMINEES DU LOIR	4H	87	197	824,45 Km	24'05'11.948	197 Laps	7'14.204	6'04.832	.	20	Tour	
88	443	DOM CYCLES	4H	88	197	824,45 Km	24'05'40.856	28.908	8'46.347	6'03.610	.	11	Tour	
89	489	LA DIX-SEPT	4H	89	197	824,45 Km	24'08'28.001	3'16.053	18'19.616	5'50.334	.	15	Tour	
90	532	TEAM 23 CREUSE	4H	90	196	820,26 Km	24'05'32.049	196 Laps	7'44.645	5'47.357	.	15	Tour	
91	507	SPORTBIKE	4H	91	195	816,08 Km	24'02'37.543	195 Laps	7'28.887	6'21.040	.	16	Tour	
92	529	TEAM MAUDEM 2	4H	92	195	816,08 Km	24'04'50.423	2'12.880	7'29.240	6'10.083	.	24	Tour	
93	455	ALTERNATIV/AVENTURE 4	4H	93	194	811,89 Km	24'03'07.712	194 Laps	8'33.444	5'58.112	.	19	Tour	
94	411	LES 4 B	4H	94	192	803,52 Km	24'02'27.927	192 Laps	7'16.315	6'24.968	.	15	Tour	
95	423	VELO 4TWENTY4	4H	95	192	803,52 Km	24'05'05.435	2'37.508	7'42.536	6'15.666	.	21	Tour	
96	480	AC TREGUNC	4H	96	191	799,34 Km	24'06'22.172	191 Laps	6'10.863	6'00.714	.	32	Tour	
97	535	GLOBALBIKE 1	4H	97	191	799,34 Km	24'06'39.584	17.412	7'00.434	6'03.770	.	22	Tour	
98	425	AMX DOMOTIQUE	4H	98	191	799,34 Km	24'08'52.422	2'30.250	7'43.196	6'04.973	.	24	Tour	
99	479	LES CHTIS'KINES	4H	99	191	799,34 Km	24'11'20.210	4'58.038	9'09.672	6'11.922	.	20	Tour	
100	441	TEAM ESCAL 31	4H	100	189	790,97 Km	24'02'18.540	189 Laps	9'30.994	6'24.639	.	16	Tour	
101	454	MAUDEM MAURIENNE DÉMÉNAGEMENTS	4H	101	189	790,97 Km	24'02'24.453	5.913	7'30.085	6'37.523	.	23	Tour	
102	513	MONKFISH	4H	102	189	790,97 Km	24'04'01.105	1'42.565	11'43.460	6'05.653	.	33	Tour	

103	498	CYCLO-P 77 PONTAULT 1	4H	103	189	790,97 Km	24'06'49.840	4'31.300	8'28.482	6'23.854	.	11	Tour	
104	464	SAINT-CYR VÉLO CLUB	4H	104	188	786,78 Km	24'04'27.180	188 Laps	7'46.154	6'17.051	.	18	Tour	
105	427	OISSEL 2	4H	105	188	786,78 Km	24'06'38.177	2'10.997	8'09.622	6'05.822	.	22	Tour	
106	440	TEAM 600	4H	106	187	782,60 Km	24'06'01.059	187 Laps	9'27.456	6'11.799	.	26	Tour	
107	510	LES CRISOUS 2	4H	107	186	778,41 Km	24'03'25.640	186 Laps	11'19.406	6'19.252	.	24	Tour	
108	538	CNAM ROULETTE	4H	108	186	778,41 Km	24'06'23.475	2'57.835	6'59.771	6'16.348	.	20	Tour	
109	516	AIR TOURAINE HÉLICOPTÈRE-MONTG	4H	109	185	774,23 Km	24'03'15.446	185 Laps	7'41.707	6'45.814	.	20	Tour	
110	524	TOUR DE NORMANDIE 1	4H	110	185	774,23 Km	24'04'58.817	1'43.371	9'08.928	6'14.238	.	15	Tour	
111	484	MÊMPAPEUR	4H	111	185	774,23 Km	24'05'32.834	2'17.388	7'46.465	6'08.034	.	18	Tour	
112	469	MITRY 77	4H	112	184	770,04 Km	24'03'22.125	184 Laps	11'00.633	6'17.380	.	16	Tour	
113	547	TEAM VELO 85	4H	113	184	770,04 Km	24'08'39.829	5'17.704	8'16.180	6'33.923	.	22	Tour	
114	515	PRIMEWELL	4H	114	183	765,86 Km	24'07'40.710	183 Laps	9'42.016	5'46.520	.	11	Tour	
115	505	LES BOHA	4H	115	181	757,49 Km	24'02'19.345	181 Laps	8'26.766	6'18.104	.	20	Tour	
116	406	LES IRONMEN	4H	116	181	757,49 Km	24'04'22.092	2'02.747	7'52.005	5'49.568	.	19	Tour	
117	468	TEAM LA HOGUETTE	4H	117	181	757,49 Km	24'05'41.146	3'21.801	8'39.690	6'38.824	.	25	Tour	
118	448	TEAM OG 3	4H	118	181	757,49 Km	24'06'45.663	4'26.318	9'40.918	6'22.328	.	23	Tour	
119	407	CYCLO CLUB BARALBIN 10	4H	119	181	757,49 Km	24'08'05.358	5'46.013	8'06.625	6'29.231	.	26	Tour	
120	405	TEAM ROUILLONNAIS 72	4H	120	180	753,30 Km	24'07'53.261	180 Laps	8'24.305	6'18.890	.	12	Tour	
121	463	LES HOT RIDER	4H	121	179	749,12 Km	24'02'25.571	179 Laps	10'40.577	5'57.572	.	18	Tour	
122	416	CYCLO BELBEUF	4H	122	178	744,93 Km	24'04'54.869	178 Laps	6'40.273	6'00.570	.	25	Tour	
123	495	VELOSCOOT	4H	123	178	744,93 Km	24'05'32.008	37.139	7'33.665	6'16.782	.	24	Tour	
124	519	CASTEAM06	4H	124	178	744,93 Km	24'10'50.248	5'55.379	8'59.376	6'29.541	.	28	Tour	

125	429	CHARLIE ET LES DRÔLES DE DAMES	4H	125	177	740,75 Km	24'04'00.091	177 Laps	8'41.427	6'22.945	.	16	Tour	
126	537	BEAMON SPIRIT	4H	126	177	740,75 Km	24'06'56.954	2'56.863	8'59.438	6'48.210	.	21	Tour	
127	499	CYCLO-P 77 PONTAULT 2	4H	127	176	736,56 Km	24'02'19.842	176 Laps	8'14.090	6'23.026	.	16	Tour	
128	536	CH'TI ENDURANCE RACING TEAM	4H	128	176	736,56 Km	24'04'14.710	1'54.868	7'48.407	6'52.183	.	22	Tour	
129	500	CYCLO-P 77 PONTAULT 3	4H	129	175	732,38 Km	24'03'36.890	175 Laps	9'57.028	6'47.840	.	14	Tour	
130	494	NGI COMPÉTITION	4H	130	175	732,38 Km	24'04'27.263	50.373	8'53.710	6'31.470	.	23	Tour	
131	523	TOUR DE NORMANDIE	4H	131	174	728,19 Km	24'04'58.818	174 Laps	9'09.343	6'24.846	.	15	Tour	
132	439	PUISSANCE 4	4H	132	173	724,01 Km	24'04'36.526	173 Laps	9'28.263	6'56.069	.	24	Tour	
133	470	LES HOMMES TRAINERS	4H	133	171	715,64 Km	24'03'22.994	171 Laps	9'23.260	6'52.534	.	24	Tour	
134	402	TEAM SKYVE	4H	134	171	715,64 Km	24'08'15.077	4'52.083	9'09.240	6'47.674	.	15	Tour	
135	497	GT RADIAL	4H	135	169	707,27 Km	24'09'01.707	169 Laps	7'17.410	5'51.784	.	10	Tour	
136	473	DADA DA TEAM	4H	136	168	703,08 Km	24'08'24.878	168 Laps	8'11.464	6'06.959	.	19	Tour	
137	481	AC TREGUNC 2	4H	137	162	677,97 Km	24'11'20.396	162 Laps	9'09.859	6'41.575	.	29	Tour	
138	414	VERVEINE BOYS	4H	138	161	673,79 Km	24'06'49.033	161 Laps	22'41.632	6'25.260	.	23	Tour	
139	437	LES RECYCLÉS DES MELISSES	4H	139	160	669,60 Km	24'08'25.333	160 Laps	9'25.761	6'31.277	.	18	Tour	
140	450	LES CYCLO-IDES	4H	140	157	657,05 Km	24'05'01.837	157 Laps	9'04.339	6'58.262	.	18	Tour	
141	417	MAE	4H	141	150	627,75 Km	24'07'10.435	150 Laps	11'53.735	7'28.847	.	21	Tour	
142	541	CNAM ROULETTE BIS	4H	142	146	611,01 Km	24'04'50.008	146 Laps	8'06.873	6'58.536	.	19	Tour	

Live result, editing by [Races Information Services](#), All right reserved